

MADE IN GERMANY



**ELEKTROKONTAKT**

Fascinating Electrotechnics



# Emergency-Stop Buttons

## Overview

4-5-6

shapely  
innovative  
reliable



## Emergency-stops with illuminated status indication active/inactive

Before the standard DIN EN ISO 13850:2015 came into force, an inactive emergency-stop had to be covered or locked away in order to prevent the inactive emergency-stop from being activated unintentionally in the event of danger. In practice, however, this is not always easily feasible or, at the worst, even is ignored. An erroneous operation of the inactive emergency-stop could then have catastrophic results. The standard DIN EN ISO 13850:2015 now also allows that the red colouring of the emergency-stop button may be realised by the illumination. This option has been implemented by Schlegel for its active/inactive emergency-stops.

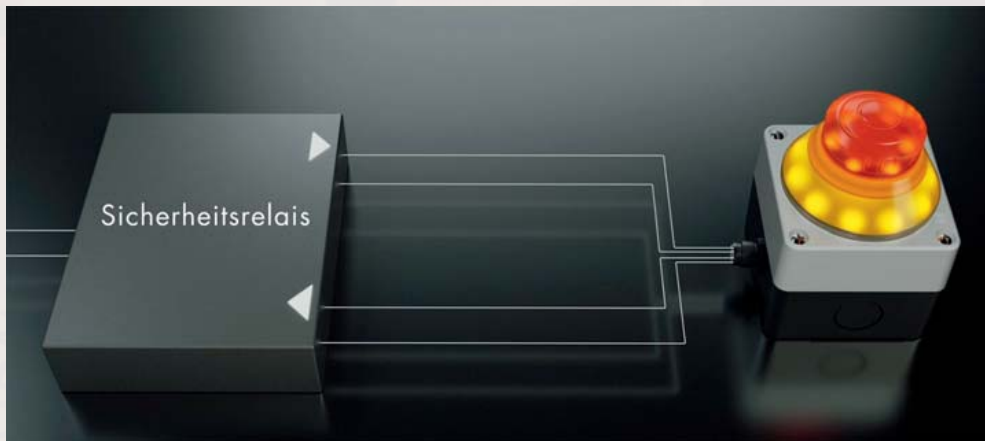
The functional principle is as follows: If the plant part equipped with the fix mounted emergency-stop – for example as a module of a production line – is in operation, the actuator is active and signals its readiness for operation by a red illumination. If the module is disconnected from the production line, the emergency-stop is inactive, no longer illuminated and remains grey. Thus, in case of emergency an inadvertent operation of the inactive emergency-stop is being significantly reduced, as it is no longer identified as an emergency-stop. The Schlegel active/inactive emergency-stops fulfil the requirements of the standard DIN EN ISO 13850:2015.

Active illuminated emergency-stops, like e.g. SIL\_QRBDUVOOM125, are additionally equipped with an integrated diagnostic unit. It steadily monitors the illumination status and thus ensures the perceptibility of an active emergency-stop. If there is a total or only partial failure of the illumination, the emergency-stop signal is activated automatically and the installation is put into a safe state.

The active illuminated emergency-stop buttons are available for the following panel cut-outs:

- Ø 16.2 mm
- Ø 22.3 mm
- plug & play solution in an enclosure with mounting plate and M12 connector for a quick and easy installation

### Functional principle of SIL\_QRBDUVOOM125 with diagnostic unit



Functional principle of SIL\_QRBDUVOOM125 with diagnostic unit



Quick perceptibility in active condition

### ... what is it for?

According to the previous valid standard DIN EN ISO 13850:2015 an inactive emergency-stop had to be covered in order to avoid any mix-up in case of emergency. In practice, however, this is not always easily feasible or, at the worst, even is ignored. An erroneous operation of the inactive emergency-stop could then have catastrophic results.

- a mix-up of active and inactive emergency-stops can be excluded
- inactive emergency-stops must no longer be covered or locked away
- very good visibility, even in case of poor light conditions


## Safe and optically appealing emergency-stop buttons

The user can choose from a wide range of TÜV certified emergency-stop buttons of Schlegel for panel cut-outs of different shapes and dimensions (16.2 mm, 22.3 mm, 30.5 mm ...) which can be combined with both, the standard and ASi contact blocks. The emergency-stop buttons are well-known for their modern and attractive design combining mechanical robustness and outstanding functionality, featuring e.g. a clearly visible switching position indicator, a twist release (in either direction) or pull release and tightness from IP65 up to IP69K, depending on the model.

### Safety contact blocks for emergency-stop buttons

Even redundant, safe emergency-stop chains are ineffective unless the contact block is accurately connected with the emergency-stop button. The **safety contact blocks** for emergency-stops of Schlegel Elektrokontakt are the response to this danger that may occur e.g. as a result of a negligent assembly or a mechanical damage. The safety contact blocks for emergency-stops acc. to EN60947-5-5 and EN13850 ensure that in such a situation the emergency function is automatically activated and the installation is put into a safe state. It can only be restarted after successful trouble-shooting.

The contact blocks are available as a one or two channel solution with screw connections, Faston terminals, Cage-Clamp or push-in connection and do have positive opening contacts acc. to IEC60947-5-1. The high-quality contact elements allow a reliable switching even in case of low currents (5mA at 24V or less). They are available as conventional contact blocks as well as for AS-Interface (Safety@Work).


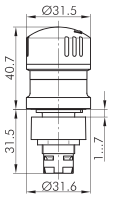

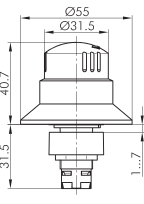

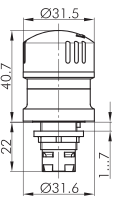

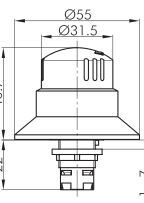

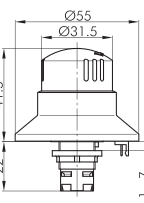

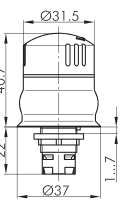

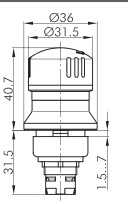



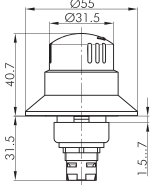

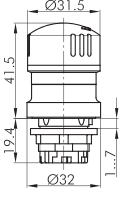

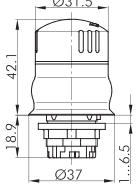

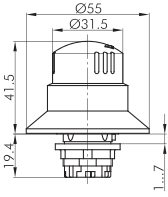

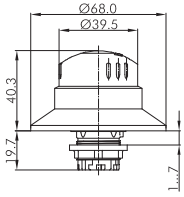

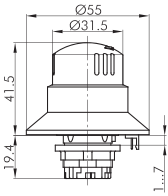

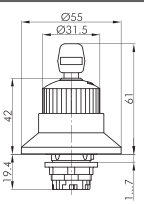
Automatic switch off on separation of the contact block from the emergency-stop button


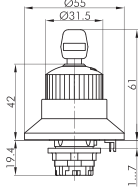

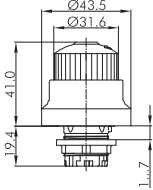

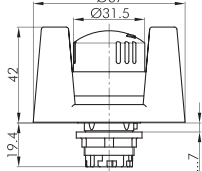

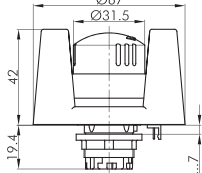

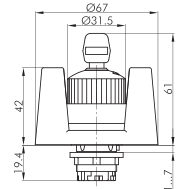

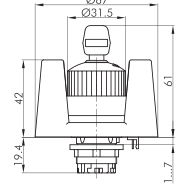

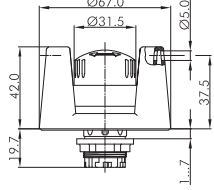
## Enclosure-mounted emergency-stop and reset button


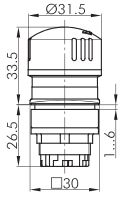

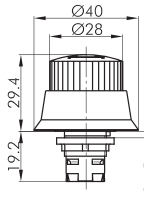

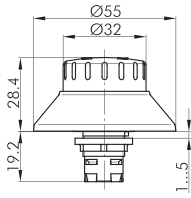

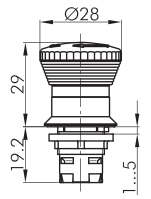

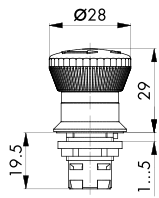

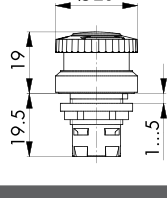

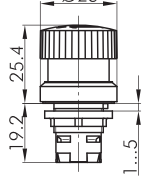
Pre-assembled emergency-stop and reset buttons of Schlegel are available in many different versions, there is a solution for every application.




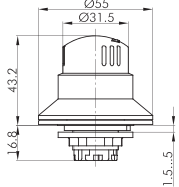

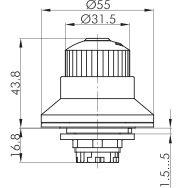

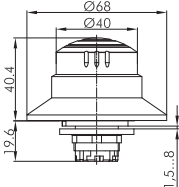

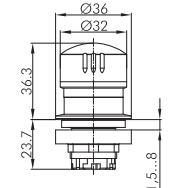

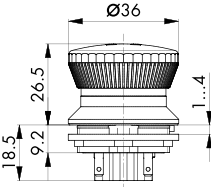

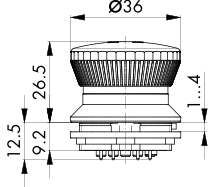

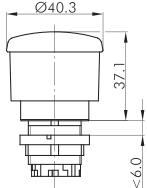
		Panel cut-out	Degree of protection	Switching position indicator	Release	Illumination	TÜV tested	UL/CSA	Fusion terminals	Screw connections	PCB-mount terminals	Cage-Clamp connections	M12-connections	AS-Interface
<b>Emergency-stop head RXJUV</b>		EN 60947-5-1, EN 60947-5-5, EN ISO 13850												
		Ø 22.3 mm	IP65	X	twist right or left		X	X	X		X			X
<b>Emergency-stop head RXJBUV</b>		EN 60947-5-1, EN 60947-5-5, EN ISO 13850												
		Ø 22.3 mm	IP65	X	twist right or left		X	X	X		X			X
<b>Emergency-stop head RXUV</b>		EN 60947-5-1, EN 60947-5-5, EN ISO 13850												
		Ø 16.2 mm	IP65	X	twist right or left		X		X		X			X
<b>Emergency-stop head RXBUV</b>		EN 60947-5-1, EN 60947-5-5, EN ISO 13850												
		Ø 16.2 mm	IP65	X	twist right or left		X		X		X			X
<b>Illuminated emergency-stop head RXBLUV</b>		EN 60947-5-1, EN 60947-5-5, EN ISO 13850												
		Ø 16.2 mm	IP65	X	twist right or left	X	X		X		X			X
<b>Emergency-stop head for hygienic applications RXUVP</b>		EN 60947-5-1, EN 60947-5-5, EN ISO 13850												
		Ø 16.2 mm	IP66 / IP69K		twist right or left		X	X	X		X			X
<b>Emergency-stop head QXJUV</b>		EN 60947-5-1, EN 60947-5-5, EN ISO 13850												
		24 x 24 mm	IP65	X	twist right or left		X		X		X			X


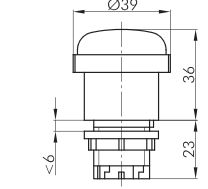

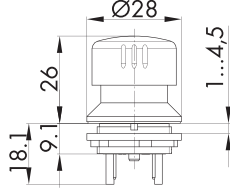

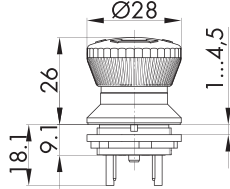

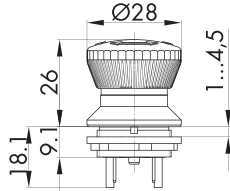

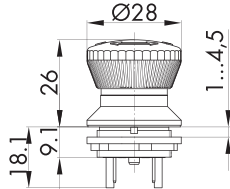

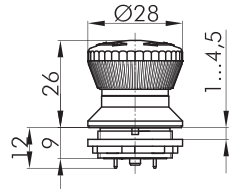

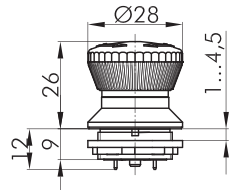
		Panel cut-out	Degree of protection	Switching position indicator	Release	Illumination	TÜV tested	UL/CSA	Faston terminals	Screw connections	PCB-mount terminals	Cage-Clamp connections	M12-connections	AS-Interface
<b>Emergency-stop head with anti-lock collar QXJBUV</b>		EN 60947-5-1, EN 60947-5-5, EN ISO 13850												
		24 x 24 mm	IP65	X			X		X		X			X
<b>Emergency-stop head QRUV</b>		EN 60947-5-1, EN 60947-5-5, EN ISO 13850												
		Ø 22.3 mm	IP65 / IP67 / IP69K	X			X	X		X		X		X
<b>Emergency-stop head for hygienic applications QRUPV</b>		EN 60947-5-1, EN 60947-5-5, EN ISO 13850												
		Ø 22.3 mm	IP66 / IP69K				X	X		X		X		X
<b>Emergency-stop head QRBUV</b>		EN 60947-5-1, EN 60947-5-5, EN ISO 13850												
		Ø 22.3 mm	IP65 / IP67 / IP69K	X			X	X		X		X		X
<b>Emergency-stop head QRBUV70</b>		EN 60947-5-1, EN 60947-5-5, EN ISO 13850												
		Ø 22.3 mm	IP65	X			X	X		X		X		X
<b>Illuminated emergency-stop head QRBLUV</b>		EN 60947-5-1, EN 60947-5-5, EN ISO 13850												
		Ø 22.3 mm	IP65	X		X	X	X		X		X		X
<b>Emergency-stop head QRBUVSE</b>		EN 60947-5-1, EN 60947-5-5, EN ISO 13850												
		Ø 22.3 mm	IP66	X			X	X		X		X		X


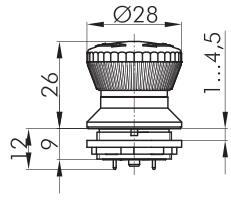

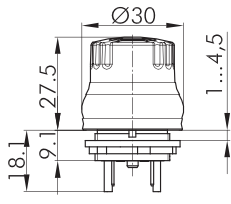

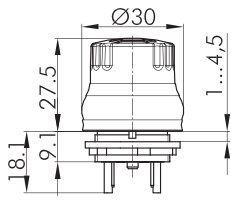

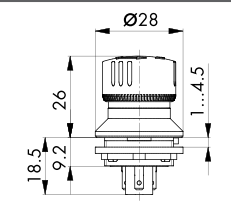

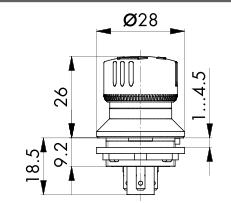

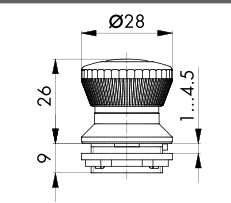

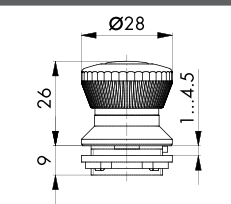
		Panel cut-out	Degree of protection	Switching position indicator	Release	Illumination	TÜV tested	UL/CSA	Faston terminals	Screw connections	PCB-mount terminals	Cage-Clamp connections	M12-connections	AS-Interface
<b>Illuminated emergency-stop head QRBLUVSE</b>		EN 60947-5-1, EN 60947-5-5, EN ISO 13850												
		Ø 22.3 mm	IP65	X	key release	X	X	X		X		X		X
<b>Emergency-stop head QRBUVSE43</b>		EN 60947-5-1, EN 60947-5-5, EN ISO 13850												
		Ø 22.3 mm	IP66	X	key release					X		X		X
<b>Emergency-stop head with protective shroud QRSKU</b>		EN 60947-5-1, EN 60947-5-5, EN ISO 13850												
		Ø 22.3 mm	IP65 / IP69K	X	twist right or left		X	X		X		X		X
<b>Emergency-stop head with illuminated protective shroud QRSKLUV</b>		EN 60947-5-1, EN 60947-5-5, EN ISO 13850												
		Ø 22.3 mm	IP65	X	twist right or left	X	X	X		X		X		
<b>Emergency-stop head with protective shroud QRSKUVE</b>		EN 60947-5-1, EN 60947-5-5, EN ISO 13850												
		Ø 22.3 mm	IP66	X	key release		X	X		X		X		X
<b>Emergency-stop head with illuminated protective shroud QRSKLUVSE</b>		EN 60947-5-1, EN 60947-5-5, EN ISO 13850												
		Ø 22.3 mm	IP65	X	key release	X	X	X		X		X		
<b>Emergency-stop head QRSKUV_556</b>		EN 60947-5-1, EN 60947-5-5, EN ISO 13850												
		Ø 22.3 mm	IP65 / IP69K	X	twist right or left					X		X		X


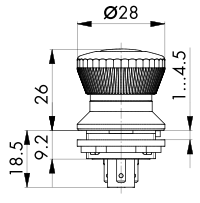

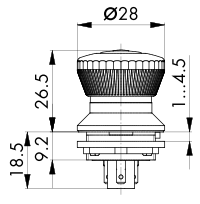

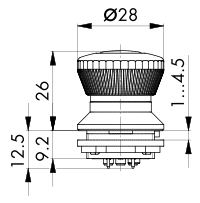

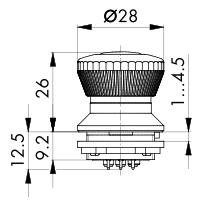

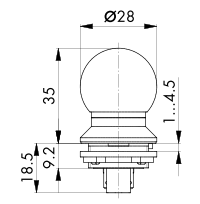

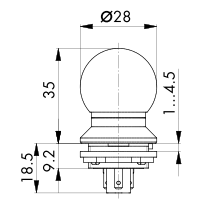

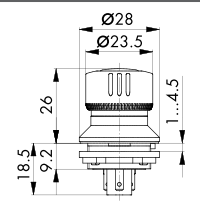
		Panel cut-out	Degree of protection	Switching position indicator	Release	Illumination	TÜV tested	UL/CSA	Faston terminals	Screw connections	PCB-mount terminals	Cage-Clamp connections	M12-connections	AS-Interface
<b>Emergency-stop head QRJUV</b>		EN 60947-5-1, EN 60947-5-5, EN ISO 13850												
		26 x 26 mm	IP65	X			X			X		X		X
<b>Emergency-stop head RKUV40</b>		EN 60947-5-1, EN 60947-5-5, EN ISO 13850												
		Ø 16.2 mm	IP65 / IP67				X	X	X	X	X		X	
<b>Emergency-stop head RKUV32</b>		EN 60947-5-1, EN 60947-5-5, EN ISO 13850												
		Ø 16.2 mm	IP65	X			X	X	X	X	X		X	X
<b>Emergency-stop head RKUV28</b>		EN 60947-5-1, EN 60947-5-5, EN ISO 13850												
		Ø 16.2 mm	IP65 / IP67 / IP69K	X			X	X	X	X	X		X	X
<b>Illuminated emergency-stop head RKVL28</b>		EN 60947-5-1, EN 60947-5-5, EN ISO 13850												
		Ø 16.2 mm	IP65 / IP67	X		X	X	X	X		X		X	
<b>Illuminated emergency-stop head RKVGB</b>		EN 60947-5-1, EN 60947-5-5, EN ISO 13850												
		Ø 16.2 mm	IP65 / IP67			X	X	X	X	X	X		X	
<b>Emergency-stop head RKUVGB</b>		EN 60947-5-1, EN 60947-5-5, EN ISO 13850												
		Ø 16.2 mm	IP65 / IP67				X	X	X	X	X		X	


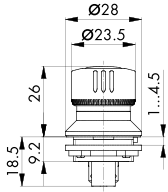

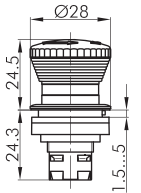

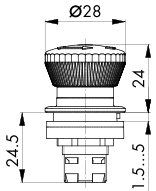

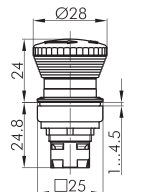

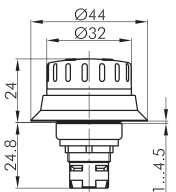

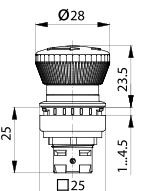

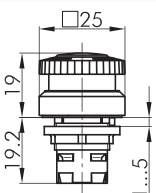



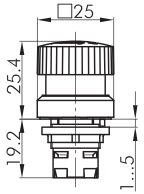

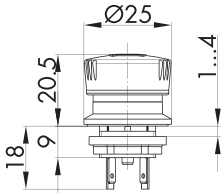

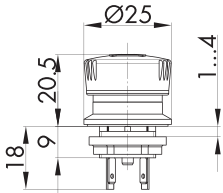

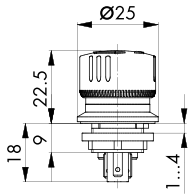

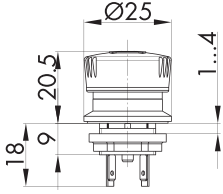

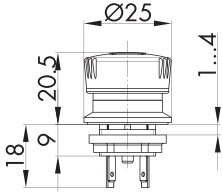

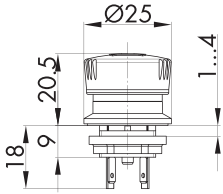
		Panel cut-out	Degree of protection	Switching position indicator	Release	Illumination	TÜV tested	UL/CSA	Fusion terminals	Screw connections	PCB-mount terminals	Cage-Clamp connections	M12-connections	AS-Interface
Emergency-stop head <b>KRBUV</b>		EN 60947-5-1, EN 60947-5-5, EN ISO 13850												
		Ø 30.5 mm	IP65	X	twist right or left		X			X		X		X
Emergency-stop head <b>KRBVSE</b>		EN 60947-5-1, EN 60947-5-5, EN ISO 13850												
		Ø 30.5 mm	IP65	X	key release					X		X		X
Emergency-stop head <b>KRBV70</b>		EN 60947-5-1, EN 60947-5-5, EN ISO 13850												
		Ø 30.5 mm	IP65	X	twist right or left		X	X		X		X		X
Emergency-stop head <b>KRJUV</b>		EN 60947-5-1, EN 60947-5-5, EN ISO 13850												
		Ø 30.5 mm	IP65 / IP67	X	twist right or left		X	X		X		X		X
<b>KRVK40</b>		EN 60947-5-1, EN 60947-5-5, EN ISO 13850												
		Ø 30.5 mm	IP65	X	twist right or left		X	X	X					
<b>KRVK40P</b>		EN 60947-5-1, EN 60947-5-5, EN ISO 13850												
		Ø 30.5 mm	IP65	X	twist right or left		X	X			X			
Emergency braking head with inscription <b>DXRVS40SS</b>		EN 60947-5-1, EN 60947-5-5, EN ISO 13850, EN 81-2 Abschnitt 15												
		Ø 22.3 mm	IP65	X	pull		X			X		X		


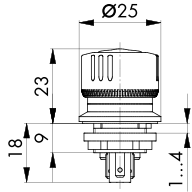

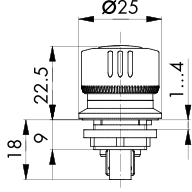

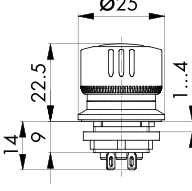

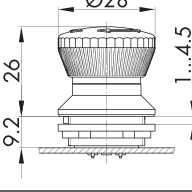

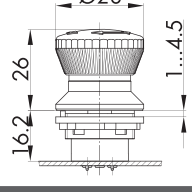

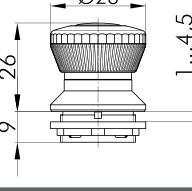

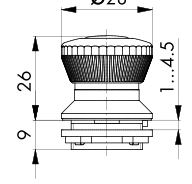
				Panel cut-out	Degree of protection	Switching position indicator	Release	Illumination	TÜV tested	UL/CSA	Faston terminals	Screw connections	PCB-mount terminals	Cage-Clamp connections	M12-connections	AS-Interface
<b>Emergency braking head with arrow DXRV39PF</b>				EN 60947-5-1, EN 60947-5-5, EN ISO 13850, EN 81-2 Abschnitt 15												
		Ø 22.3 mm	IP65	X				X				X	X			
<b>Emergency-stop made of aluminium for robust applications FRVKALOOI</b>				EN 60947-5-1, EN 60947-5-5, EN ISO 13850												
		Ø 22.3 mm	IP65 / IP67	X				X	X	X						
<b>Emergency-stop 2NC FRVKOO</b>				EN 60947-5-1, EN 60947-5-5, EN ISO 13850												
		Ø 22.3 mm	IP65 / IP67	X				X	X	X						
<b>Emergency-stop 2NC+1NO FRVKOOI</b>				EN 60947-5-1, EN 60947-5-5, EN ISO 13850												
		Ø 22.3 mm	IP65 / IP67	X				X	X	X						
<b>Illuminated emergency-stop FRVKLOO</b>				EN 60947-5-1, EN 60947-5-5, EN ISO 13850												
		Ø 22.3 mm	IP65 / IP67	X			X	X	X	X						
<b>Emergency-stop FRVKOOP</b>				EN 60947-5-1, EN 60947-5-5, EN ISO 13850												
		Ø 22.3 mm	IP65 / IP67	X				X	X				X			
<b>Emergency-stop 2NC+1NO FRVKOOIP</b>				EN 60947-5-1, EN 60947-5-5, EN ISO 13850												
		Ø 22.3 mm	IP65 / IP67	X				X	X				X			


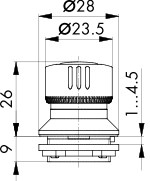

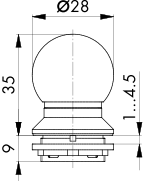

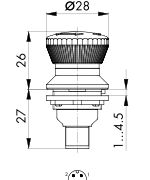

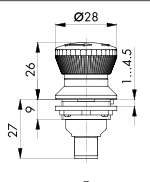

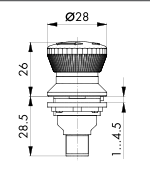

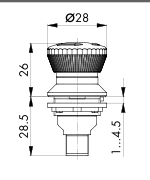

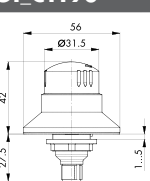
		Panel cut-out	Degree of protection	Switching position indicator	Release	Illumination	TÜV tested	UL/CSA	Faston terminals	Screw connections	PCB-mount terminals	Cage-Clamp connections	M12-connections	AS-Interface
<b>Illuminated emergency-stop FRVKLOOP</b>					EN 60947-5-1, EN 60947-5-5, EN ISO 13850									
		Ø 22.3 mm	IP65 / IP67	X	twist right or left	X	X	X			X			
<b>Emergency-stop for hygienic applications 2NC FRVKPOO</b>					EN 60947-5-1, EN 60947-5-5, EN ISO 13850									
		Ø 22.3 mm	IP66 / IP67 / IP69K *1)		twist right or left		X	X	X					
<b>Emergency-stop for hygienic applications 2NC+10 FRVKPOOI</b>					EN 60947-5-1, EN 60947-5-5, EN ISO 13850									
		Ø 22.3 mm	IP66 / IP67 / IP69K *1)		twist right or left		X	X	X					
<b>Active illuminated emergency-stop with status indication active (illuminated) / inactive (non-illuminated) FRVKDOO_RO</b>					ISO 13850:2015(E), EN ISO 13850:2015(D), DIN EN ISO 13850:2016-05									
		Ø 22.3 mm	IP65 / IP67	X	twist right or left	X	X	X	X					
<b>Emergency-stop with status indication active (illuminated) / inactive (non-illuminated) FRVKDOI_RO</b>					ISO 13850:2015(E), EN ISO 13850:2015(D), DIN EN ISO 13850:2016-05									
		Ø 22.3 mm	IP65 / IP67	X	twist right or left	X	X	X	X					
<b>Emergency-stop FRPVKO</b>					EN 60947-5-1, EN 60947-5-5, EN ISO 13850									
		Ø 22.3 mm	IP65 / IP67	X	pull		X	X	X					
<b>Emergency-stop FRPVKOO</b>					EN 60947-5-1, EN 60947-5-5, EN ISO 13850									
		Ø 22.3 mm	IP65 / IP67	X	pull		X	X	X					

				Panel cut-out	Degree of protection	Switching position indicator	Release	Illumination	TÜV tested	UL/CSA	Faston terminals	Screw connections	PCB-mount terminals	Cage-Clamp connections	MT2-connections	AS-Interface
<b>Emergency-stop FRPVKOOI</b>		EN 60947-5-1, EN 60947-5-5, EN ISO 13850														
		Ø 22.3 mm	IP65 / IP67			X	pull		X	X	X					
<b>Illuminated emergency-stop FRPVKLOO</b>		EN 60947-5-1, EN 60947-5-5, EN ISO 13850														
		Ø 22.3 mm	IP65 / IP67			X	pull	X	X	X	X					
<b>Emergency-stop FRPVKOO P</b>		EN 60947-5-1, EN 60947-5-5, EN ISO 13850														
		Ø 22.3 mm	IP65 / IP67			X	pull		X	X			X			
<b>Emergency-stop FRPVKOOIP</b>		EN 60947-5-1, EN 60947-5-5, EN ISO 13850														
		Ø 22.3 mm	IP65 / IP67			X	pull		X	X			X			
<b>Emergency-stop, spherical shape FRPKVKOO</b>		EN 60947-5-1, EN 60947-5-5, EN ISO 13850														
		Ø 22.3 mm	IP65 / IP67			X	pull		X	X	X					
<b>Emergency-stop, spherical shape FRPKVKOOI</b>		EN 60947-5-1, EN 60947-5-5, EN ISO 13850														
		Ø 22.3 mm	IP65 / IP67			X	pull		X	X	X					
<b>Emergency-stop with cylindrical head FRPVKOOI_698</b>		EN 60947-5-1, EN 60947-5-5, EN 60068, EN ISO 13850														
		Ø 22.3 mm	IP65			X	pull		X	X	X					


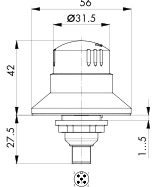

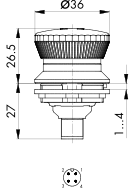

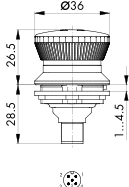

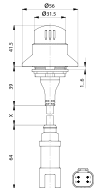

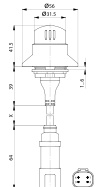

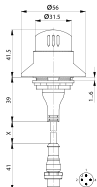

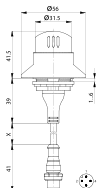
		Panel cut-out	Degree of protection	Switching position indicator	Release	Illumination	TÜV tested	UL/CSA	Fusion terminals	Screw connections	PCB-mount terminals	Cage-Clamp connections	M12-connections	AS-Interface
<b>Emergency-stop with cylindrical head FRPVKOO 698</b>		EN 60947-5-1, EN 60947-5-5, EN 60068, EN ISO 13850												
		Ø 22.3 mm	IP65	X	pull		X	X	X					
<b>Emergency-stop head RRJUV</b>		EN 60947-5-1, EN 60947-5-5, EN ISO 13850												
		Ø 22.3 mm	IP66 / IP67 / IP69K	X	twist right or left		X	X	X	X	X		X	X
<b>Illuminated emergency-stop head RRJVL</b>		EN 60947-5-1, EN 60947-5-5, EN ISO 13850												
		Ø 22.3 mm	IP65 / IP67	X	twist right or left	X	X	X	X		X		X	
<b>Emergency-stop head Ø 28mm OKJUV</b>		EN 60947-5-1, EN 60947-5-5, EN ISO 13850												
		23 x 23 mm	IP65 / IP67	X	twist right or left		X	X	X	X	X		X	X
<b>Emergency-stop head OKJBUV</b>		EN 60947-5-1, EN 60947-5-5, EN ISO 13850												
		23 x 23 mm	IP65 / IP67	X	twist right or left		X	X	X	X	X		X	X
<b>Illuminated emergency-stop head OKJVL</b>		EN 60947-5-1, EN 60947-5-5, EN ISO 13850												
		23 x 23 mm	IP65 / IP67	X	twist right or left	X	X		X		X		X	
<b>emergency-stop head OKVGB</b>		EN 60947-5-1, EN 60947-5-5, EN ISO 13850												
		Ø 16.2 mm	IP65 / IP67		twist right or left	X		X	X	X	X		X	


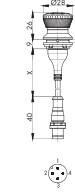

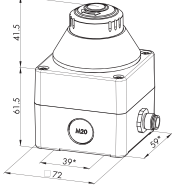

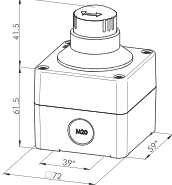

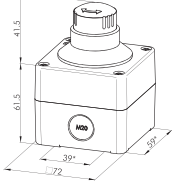

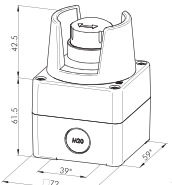

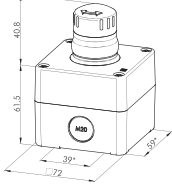

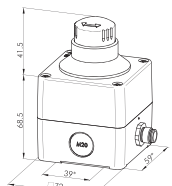
			Panel cut-out	Degree of protection	Switching position indicator	Release	Illumination	TÜV tested	UL/CSA	Faston terminals	Screw connections	PCB-mount terminals	Cage-Clamp connections	M12-connections	AS-Interface
<b>Emergency-stop head OKUVGB</b> <span style="float: right;">EN 60947-5-1, EN 60947-5-5, EN ISO 13850</span>															
		Ø 16.2 mm	IP65 / IP67					X	X	X	X	X		X	
<b>Emergency-stop - 2NC YVOO</b> <span style="float: right;">EN 60947-5-1, EN 60947-5-5, EN ISO 13850</span>															
		Ø 16.2 mm	IP65 / IP67 / IP69K	X				X	X	X					
<b>Emergency-stop - 2NC+1NO YVOOI</b> <span style="float: right;">EN 60947-5-1, EN 60947-5-5, EN ISO 13850</span>															
		Ø 16.2 mm	IP65 / IP67 / IP69K	X				X	X	X					
<b>Active illuminated emergency-stop with status indication active (illuminated) / inactive (non-illuminated) YVDOO_R0</b> <span style="float: right;">ISO 13850:2015(E), EN ISO 13850:2015(D), DIN EN ISO 13850:2016-05</span>															
		Ø 16.2 mm	IP65 / IP67	X			X	X	X	X					
<b>Emergency-stop - 1NC YVO</b> <span style="float: right;">EN 60947-5-1, EN 60947-5-5, EN ISO 13850</span>															
		Ø 16.2 mm	IP65 / IP67 / IP69K	X				X	X	X					
<b>Illuminated emergency-stop - 1NC YVLO</b> <span style="float: right;">EN 60947-5-1, EN 60947-5-5, EN ISO 13850</span>															
		Ø 16.2 mm	IP65 / IP67 / IP69K	X			X	X	X	X					
<b>Illuminated emergency-stop - 2NC YVLOO</b> <span style="float: right;">EN 60947-5-1, EN 60947-5-5, EN ISO 13850</span>															
		Ø 16.2 mm	IP65 / IP67 / IP69K	X			X	X	X	X					


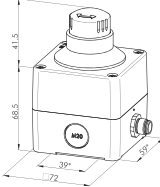

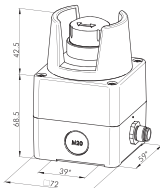

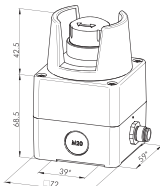

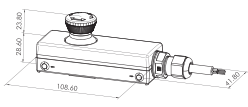

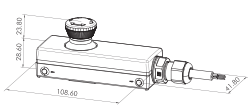




		Panel cut-out	Degree of protection	Switching position indicator	Release	Illumination	TÜV tested	UL/CSA	Fusion terminals	Screw connections	PCB-mount terminals	Cage-Clamp connections	M12-connections	AS-Interface
Emergency-stop - 2 NC with pull release <b>YPVLOO</b> EN 60947-5-1, EN 60947-5-5, EN ISO 13850														
		Ø 16.2 mm	IP65 / IP67 / IP69K	X	pull	X	X	X	X					
Emergency-stop - 2 NC with pull release <b>YPVVO</b> EN 60947-5-1, EN 60947-5-5, EN ISO 13850														
		Ø 16.2 mm	IP65 / IP67 / IP69K	X	pull		X	X	X					
Emergency-stop - 2 NC with pull release <b>YPVOOH</b> EN 60947-5-1, EN 60947-5-5, EN ISO 13850														
		Ø 16.2 mm	IP65 / IP67 / IP69K	X	pull		X	X						
Emergency-stop head for 9.2 mm mounting depth <b>FRVK</b> EN 60947-5-1, EN 60947-5-5, EN ISO 13850														
		Ø 22.3 mm	IP65 / IP67	X	twist right or left		X	X			X			
Emergency-stop head for 16.2 mm mounting depth <b>FRVKZ</b> EN 60947-5-1, EN 60947-5-5, EN ISO 13850														
		Ø 22.3 mm	IP65 / IP67	X	twist right or left		X	X			X			
Emergency-stop for mounting depth 9 mm <b>FRPVK</b> EN 60947-5-1, EN 60947-5-5, EN ISO 13850														
		Ø 22.3 mm	IP65 / IP67	X	pull		X	X			X			
Emergency-stop for mounting depth 16.2 mm <b>FRPVKZ</b> EN 60947-5-1, EN 60947-5-5, EN ISO 13850														
		Ø 22.3 mm	IP65 / IP67	X	pull		X	X			X			


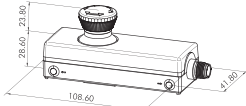

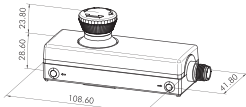

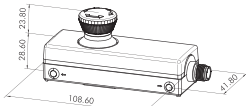

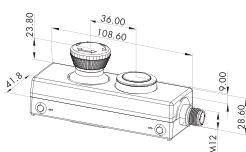

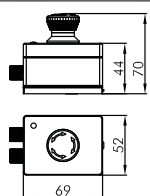

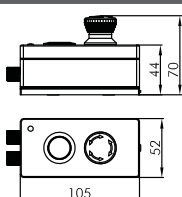
		Panel cut-out	Degree of protection	Switching position indicator	Release	Illumination	TÜV tested	UL/CSA	Faston terminals	Screw connections	PCB-mount terminals	Cage-Clamp connections	M12-connections	AS-Interface
<b>Emergency-stop head with cylindrical head FRPVK_698</b>		EN 60947-5-1, EN 60947-5-5, EN 60068, EN ISO 13850												
		Ø 22.3 mm	IP65	X	pull		X	X			X			
<b>Emergency-stop head, spherical shape FRPKVK</b>		EN ISO 13850												
		Ø 22.3 mm	IP65 / IP67	X	pull						X			
<b>Emergency-stop with 4-pole M12 connector FRVKOO_C001</b>		EN 60947-5-1, EN 60947-5-5, EN ISO 13850												
		Ø 22.3 mm	IP65 / IP67 (in the front); IP65 / IP67 (on the rear with plugged-in M12 connector)	X	twist right or left		X	X					X	
<b>Emergency-stop with 4-pole M12 connector FRVKO_C006</b>		EN 60947-5-1, EN 60947-5-5, EN ISO 13850												
		Ø 22.3 mm	IP65 / IP67 (in the front); IP65 / IP67 (on the rear with plugged-in M12 connector)	X	twist right or left		X	X					X	
<b>Emergency-stop with 5-pole M12 connector AIDA FRVKOO_C111</b>		EN 60947-5-1, EN 60947-5-5, EN ISO 13850												
		Ø 22.3 mm	IP65 / IP67 (in the front); IP65 / IP67 (on the rear with plugged-in M12 connector)	X	twist right or left		X	X					X	
<b>Emergency-stop with 5-pole M12 connector AIDA FRVKOOI_C112</b>		EN 60947-5-1, EN 60947-5-5, EN ISO 13850												
		Ø 22.3 mm	IP65 / IP67 (in the front); IP65 / IP67 (on the rear with plugged-in M12 connector)	X	twist right or left		X	X					X	
<b>Illuminated emergency-stop QRBLUVOOI_C1190</b>														
		Ø 22.3 mm	IP65 (in the front); IP54 (on the rear with plugged-in M12 connector)	X	twist right or left	X	X	X					X	



		Panel cut-out	Degree of protection	Switching position indicator	Release	Illumination	TÜV tested	UL/CSA	Fusion terminals	Screw connections	PCB-mount terminals	Cage-Clamp connections	M12-connections	AS-Interface
<b>QRBUVOO_C0111</b>														
		Ø 22.3 mm	IP65 (in the front); IP65 (on the rear with plugged-in M12 connector)	X	twist right or left								X	
Emergency-stop with 4-pole M12 connector - panel cut-out Ø30.5mm <b>KRVKOO_C001</b> <span style="float: right;">EN 60947-5-1, EN 60947-5-5, EN ISO 13850</span>														
		Ø 30.5 mm	IP65 (in the front, on the rear with plugged-in M12 connector)	X	twist right or left		X	X					X	
Emergency-stop with 5-pole M12 connector <b>KRVKOOI_C112</b> <span style="float: right;">EN 60947-5-1, EN 60947-5-5, EN ISO 13850</span>														
		Ø 30.5 mm	IP65 (in the front, on the rear with plugged-in M12 connector)	X	twist right or left		X	X					X	
<b>KRBUVOO_KD11</b> <span style="float: right;">EN 60947-5-1, EN 60947-5-5, EN ISO 13850</span>														
		Ø 30.5 mm	IP65, IP69K (in the front); IP65, IP67 (on the rear)	X	twist right or left									
Emergency-stop <b>KRBUVOO_KD12</b> <span style="float: right;">EN 60947-5-1, EN 60947-5-5, EN ISO 13850</span>														
		Ø 30.5 mm	IP65, IP69K (in the front); IP65, IP67 (on the rear)	X	twist right or left									
Emergency-stop <b>KRBUVOO_M11</b> <span style="float: right;">EN 60947-5-1, EN 60947-5-5, EN ISO 13850</span>														
		Ø 30.5 mm	IP65, IP69K (in the front); IP65, IP67 (on the rear)	X	twist right or left								X	
Emergency-stop <b>KRBUVOO_M12</b> <span style="float: right;">EN 60947-5-1, EN 60947-5-5, EN ISO 13850</span>														
		Ø 30.5 mm	IP65, IP69K (in the front); IP65, IP67 (on the rear)	X	twist right or left								X	

			Panel cut-out	Degree of protection	Switching position indicator	Release	Illumination	TÜV tested	UL/CSA	Faston terminals	Screw connections	PCB-mount terminals	Cage-Clamp connections	M12-connections	AS-Interface
Emergency-stop with 4-pole M12 connector <b>FRVKOO_M001</b>			EN 60947-5-1, EN 60947-5-5, EN ISO 13850												
		Ø 22.3 mm	IP65 / IP67 (in the front); IP65 (on the rear)	X				X	X						X
Active illuminated emergency-stop with status indication active (illuminated) / inactive (non-illuminated) with diagnostic unit <b>SIL_QRBDUVOOM125</b>			EN 60204-1, EN ISO 13849-1, EN ISO 13850, EN 60947-5-5												
			IP65	X			X								X
Emergency-stop control station <b>SIL_QRBUVOO</b>			EN 60947-5-1, EN 60947-5-5, EN ISO 13850												
			IP65	X											
Emergency-stop control station, illuminated <b>SIL_QRBLUVOO</b>			EN 60947-5-1, EN 60947-5-5, EN ISO 13850												
			IP65	X			X								
Emergency-stop control station <b>SIL_QRSKUVOO</b>			EN 60947-5-1, EN 60947-5-5, EN ISO 13850												
			IP65	X											
Emergency-stop control station for hygienic application <b>SIL_QRUVPOO</b>			EN 60947-5-1, EN 60947-5-5, EN ISO 13850												
			IP66 / IP69K												
Emergency-stop control station with M12 connector - 2NC <b>SIL_QRBUVOO_M12</b>			EN 60947-5-1, EN 60947-5-5, EN 60068, EN ISO 13850												
			IP65	X											X

			Panel cut-out	Degree of protection	Switching position indicator	Release	Illumination	TÜV tested	UL/CSA	Fusion terminals	Screw connections	PCB-mount terminals	Cage-Clamp connections	M12-connections	AS-Interface
Emergency-stop control station with M12 connector - 2NC+1NO <b>SIL_QRBUVOOI_M12</b> <span style="float: right;">EN 60947-5-1, EN 60947-5-5, EN 60068, EN ISO 13850</span>															
				IP65	X	twist right or left								X	
Emergency-stop control station with M12 connector - 2NC <b>SIL_QRSKUVOO_M12</b>															
				IP65	X	twist right or left								X	
Emergency-stop control station with M12 connector - 2NC+1NO <b>SIL_QRSKUVOOIM12</b> <span style="float: right;">EN 60947-5-1, EN 60947-5-5, EN 60068, EN ISO 13850</span>															
				IP65	X	twist right or left								X	
minibox with lateral cable entry M16 and illuminated emergency-stop <b>MBP_FRVKLOO</b> <span style="float: right;">EN60947-1/5-5</span>															
				IP65	X	twist right or left	X	X	X						
minibox with lateral cable entry M16 <b>MBP_FRVKOO</b> <span style="float: right;">EN60947-1/5-5</span>															
				IP65	X	twist right or left		X	X						
minibox with bottom-side cable entry M20 and illuminated emergency-stop <b>MBW_FRVKLOO</b> <span style="float: right;">EN60947-1/5-5</span>															
				IP65	X	twist right or left	X	X	X						
minibox with bottom-side cable entry M20 <b>MBW_FRVKOO</b> <span style="float: right;">EN60947-1/5-5</span>															
				IP65	X	twist right or left		X	X						

			Panel cut-out	Degree of protection	Switching position indicator	Release	Illumination	TÜV tested	UL/CSA	Fusion terminals	Screw connections	PCB-mount terminals	Cage-Clamp connections	M12-connections	AS-Interface
minibox with M12 cable entry (4 poles) <b>MBM124_FRVKOO</b> <span style="float: right;">EN60947-1/5-5</span>															
				IP65	X	twist right or left		X	X					X	
minibox with M12 cable entry (8 poles) <b>MBM128_FRVKOOI</b> <span style="float: right;">EN60947-1/5-5</span>															
				IP65	X	twist right or left		X	X					X	
minibox with M12 cable entry (8 poles) and illuminated emergency-stop <b>MBM128_FRVKLOO</b> <span style="float: right;">EN60947-1/5-5</span>															
				IP65	X	twist right or left	X	X	X					X	
minibox with M12 cable entry (8 poles) with emergency-stop and pushbutton <b>MBM128_NOOITI</b> <span style="float: right;">EN60947-1/5-5</span>															
				IP65	X	twist right or left		X	X					X	
Enclosure with AS-i interface Emergency-stop <b>PXA1M1010</b>															
				IP65	X	twist right or left								X	
Enclosure for IO-Link interface Pushbutton, emergency-stop <b>PXI2M1006</b>															
				IP65	X	twist right or left	X							X	





Georg Schlegel GmbH & Co. KG  
Kapellenweg 4  
88525 Dürmentingen / Germany

☎ +49 7371 502-0  
📠 +49 7371 502 49  
@ info@schlegel.biz  
🌐 www.schlegel.biz



### Subsidiaries:

Georg Schlegel Vertriebs Ges.mbH  
Samuel Morse-Straße 7  
2700 Wiener Neustadt / **Austria**

☎ +43 2622 81313  
📠 +43 2622 81313 19  
@ schlegel@schlegel.at  
www.schlegel.at